

BRASS COMPRESSION FITTINGS

BRASS COMPRESSION NUT



TUBE	
1/8"	#CON1
3/16"	#CON316
1/4"	#CON2
5/16"	#CON516
3/8"	#CON3
7/16"	#CON716
1/2"	#CON5
5/8"	#CON58
7/8"	#CON78

BRASS COMPRESSION SLEEVE



TUBE	
1/8"	#COS1
3/16"	#COS316
1/4"	#COS2
5/16"	#COS516
3/8"	#COS3
7/16"	#COS716
1/2"	#COS5
5/8"	#COS58
7/8"	#COS78

DELTRIN COMPRESSION SLEEVE (FOR SOFT TUBING)



1/4"	#CODS2
3/8"	#CODS3
1/2"	#CODS5

BRASS INSERT (FOR SOFT TUBING)



1/4"	#COI2
3/8"	#COI3
1/2"	#COI5

BRASS COMPRESSION FITTINGS



BRASS COMPRESSION x MALE

TUBE	x	MALE	
1/8"	x	1/8"	#COM1
3/16"	x	1/8"	#COM3161
3/16"	x	1/4"	#COM3162
1/4"	x	1/8"	#COM21
1/4"	x	1/4"	#COM2
1/4"	x	3/8"	#COM23
1/4"	x	1/2"	#COM25
5/16"	x	1/8"	#COM5161
5/16"	x	1/4"	#COM5162
5/16"	x	3/8"	#COM5163
3/8"	x	1/8"	#COM31
3/8"	x	1/4"	#COM32
3/8"	x	3/8"	#COM3
3/8"	x	1/2"	#COM35
7/16"	x	1/4"	#COM7162
1/2"	x	1/4"	#COM52
1/2"	x	3/8"	#COM53
1/2"	x	1/2"	#COM5
5/8"	x	1/2"	#COM585
5/8"	x	3/4"	#COM587
7/8"	x	3/4"	#COM787



BRASS COMPRESSION x MALE 90°

TUBE	x	MALE	
1/8"	x	1/8"	#COM91
3/16"	x	1/4"	#COM93162
1/4"	x	1/8"	#COM921
1/4"	x	1/4"	#COM92
1/4"	x	3/8"	#COM923
1/4"	x	1/2"	#COM925
5/16"	x	1/4"	#COM95162
3/8"	x	1/8"	#COM931
3/8"	x	1/4"	#COM932
3/8"	x	3/8"	#COM93
3/8"	x	1/2"	#COM935
1/2"	x	1/4"	#COM952
1/2"	x	3/8"	#COM953
1/2"	x	1/2"	#COM95
5/8"	x	1/2"	#COM9585
5/8"	x	3/4"	#COM9587

BRASS COMPRESSION FITTINGS



BRASS COMPRESSION x FEMALE

TUBE	x	FEMALE	
1/8"	x	1/8"	#COF1
1/4"	x	1/8"	#COF21
1/4"	x	1/4"	#COF2
1/4"	x	3/8"	#COF23
1/4"	x	1/2"	#COF25
3/8"	x	1/4"	#COF32
3/8"	x	3/8"	#COF3
3/8"	x	1/2"	#COF35
1/2"	x	3/8"	#COF53
1/2"	x	1/2"	#COF5
5/8"	x	1/2"	#COF585
5/8"	x	3/4"	#COF587
7/8"	x	3/4"	#COF787



BRASS COMPRESSION x FEMALE 90°

TUBE	x	FEMALE	
1/4"	x	1/4"	#COF92
3/8"	x	1/4"	#COF932
3/8"	x	3/8"	#COF93
3/8"	x	1/2"	#COF935
1/2"	x	1/2"	#COF95



FOR STAINLESS STEEL TUBE FITTINGS, SEE PAGE 68

BRASS COMPRESSION FITTINGS

BRASS COMPRESSION UNION



TUBE

- 1/8" #COU1
 - 3/16" #COU316
 - 1/4" #COU2
 - 5/16" #COU516
 - 3/8" #COU3
 - 7/16" #COU716
 - 1/2" #COU5
 - 5/8" #COU58
 - 7/8" #COU78
-
- 1/4" x 1/8" #COU21
 - 3/8" x 1/4" #COU32
 - 1/2" x 3/8" #COU53
 - 5/8" x 1/2" #COU585

BRASS COMPRESSION BULKHEAD UNION



TUBE

- 1/4" #COBU2
- 3/8" #COBU3

BRASS COMPRESSION 90°



TUBE

- 1/8" #CO91
- 1/4" #CO92
- 3/8" #CO93
- 1/2" #CO95
- 5/8" #CO958
- 7/8" #CO978

BRASS COMPRESSION FITTINGS



BRASS COMPRESSION TEE

TUBE

- 1/8" #COT1
 - 1/4" #COT2
 - 3/8" #COT3
 - 1/2" #COT5
 - 5/8" #COT58
 - 7/8" #COT78
-
- 3/8" x 1/4" #COT32



BRASS COMPRESSION MALE RUN TEE

- 1/4" #COMRT2



BRASS COMPRESSION MALE BRANCH TEE

- 1/4" #COMBT2



BRASS COMPRESSION CAP

- 1/4" #COCA2
- 3/8" #COCA3
- 1/2" #COCA5
- 5/8" #COCA58

BRASS COMPRESSION VALVES



BRASS COMPRESSION NEEDLE VALVE

TUBE

- 1/4" #CONV2
- 3/8" #CONV3



BRASS COMPRESSION NEEDLE VALVE 90°

TUBE x MALE

- 1/4" x 1/4" #COMNV92



SELF TAPPING SADDLE VALVE

(FITS 3/8" O.D. - 1-1/4" O.D. COPPER)

OUTLET

- 1/4" #COSV2

TIE-DOWN STRAPS



SEE PAGE 258



QUESTIONS?

GIVE US A CALL.

(714) 241-7050

BRASS 45° FLARE FITTINGS

BRASS FLARE NUT, SHORT



TUBE

1/8"	#FLN1
3/16"	#FLN316
1/4"	#FLN2
5/16"	#FLN516
3/8"	#FLN3
1/2"	#FLN5
5/8"	#FLN58
7/8"	#FLN78

BRASS FLARE NUT, LONG



TUBE

1/8"	#FLNL1
3/16"	#FLNL316
1/4"	#FLNL2
5/16"	#FLNL516
3/8"	#FLNL3
1/2"	#FLNL5
5/8"	#FLNL58

REFRIGERATION TUBING 50' COIL



<u>O.D.</u>	<u>50' COIL</u>
1/8"	#CR1
3/16"	#CR316
1/4"	#CR2
5/16"	#CR516
3/8"	#CR3
1/2"	#CR5
5/8"	#CR58
3/4"	#CR7

(1/4" x 25': #2059-25)

BRASS 45° FLARE FITTINGS



BRASS FLARE x MALE

TUBE x

MALE

1/8"	x	1/8"	#FLM1
3/16"	x	1/8"	#FLM3161
1/4"	x	1/8"	#FLM21
1/4"	x	1/4"	#FLM2
1/4"	x	3/8"	#FLM23
1/4"	x	1/2"	#FLM25
5/16"	x	1/4"	#FLM5162
3/8"	x	1/8"	#FLM31
3/8"	x	1/4"	#FLM32
3/8"	x	3/8"	#FLM3
3/8"	x	1/2"	#FLM35
1/2"	x	1/4"	#FLM52
1/2"	x	3/8"	#FLM53
1/2"	x	1/2"	#FLM5
5/8"	x	1/2"	#FLM585
7/8"	x	3/4"	#FLM787



BRASS FLARE x MALE 90°

TUBE x

MALE

1/8"	x	1/8"	#FLM91
1/4"	x	1/8"	#FLM921
1/4"	x	1/4"	#FLM92
1/4"	x	3/8"	#FLM923
3/8"	x	1/4"	#FLM932
3/8"	x	3/8"	#FLM93
3/8"	x	1/2"	#FLM935
1/2"	x	1/2"	#FLM95
5/8"	x	1/2"	#FLM9585



KNEELING PAD

SEE PAGE 223

BRASS 45° FLARE FITTINGS



BRASS FLARE x FEMALE

TUBE x

FEMALE

1/4"	x	1/4"	#FLF2
1/4"	x	3/8"	#FLF23
3/8"	x	1/4"	#FLF32
3/8"	x	3/8"	#FLF3
3/8"	x	1/2"	#FLF35
1/2"	x	3/8"	#FLF53
1/2"	x	1/2"	#FLF5
5/8"	x	1/2"	#FLF585



BRASS FLARE x FEMALE 90°

TUBE x

FEMALE

1/4"	x	1/4"	#FLF92
3/8"	x	3/8"	#FLF93
1/2"	x	1/2"	#FLF95



FLARING TOOL

#4360

SIZES: 3/16", 1/4", 5/16"
3/8", 1/2" & 5/8"

BRASS 45° FLARE FITTINGS

BRASS FLARE UNION



TUBE

- 1/4" #FLU2
- 3/8" #FLU3
- 1/2" #FLU5
- 5/8" #FLU58

BRASS 45° FLARE FITTINGS



BRASS FLARE TEE

TUBE

- 1/4" #FLT2
- 3/8" #FLT3
- 1/2" #FLT5

BRASS 45° FLARE FITTINGS



BRASS FLARE 90°

TUBE

- 1/4" #FL92
- 3/8" #FL93
- 1/2" #FL95

BRASS FLARE SWIVEL CONNECTOR



TUBE

- 1/4" #FLS2
- 3/8" #FLS3
- 1/2" #FLS5
- 5/8" #FLS58



BRASS FLARE CAP

TUBE

- 1/4" #FLCA2
- 3/8" #FLCA3
- 1/2" #FLCA5



BRASS FLARE PLUG

TUBE

- 1/4" #FLP2
- 3/8" #FLP3
- 1/2" #FLP5

PLASTIC TUBE FITTINGS

SEE PAGES 105-107



STORAGE BIN

CARDBOARD



HELPS ORGANIZE PARTS

SEE PAGE 220



QUESTIONS?

GIVE US A CALL.

(714) 241-7050

BRASS PUSH-LOK FITTINGS

BRASS PUSH-LOK x FEMALE



TUBE x FEMALE

1/4" x 1/8"	#BRPLF21
1/4" x 1/4"	#BRPLF2
3/8" x 1/4"	#BRPLF32
3/8" x 3/8"	#BRPLF3

BRASS PUSH-LOK UNION



TUBE

1/4"	#BRPLU2
3/8"	#BRPLU3
1/2"	#BRPLU5

BRASS PUSH-LOK 90°



TUBE

1/4"	#BRPL92
3/8"	#BRPL93
1/2"	#BRPL95

BRASS PUSH-LOK TEE



TUBE

1/4"	#BRPLT2
3/8"	#BRPLT3
1/2"	#BRPLT5

BRASS PUSH-LOK FITTINGS



BRASS PUSH-LOK x MALE

TUBE x MALE

1/4" x 1/8"	#BRPLM21
1/4" x 1/4"	#BRPLM2
1/4" x 3/8"	#BRPLM23
3/8" x 1/4"	#BRPLM32
3/8" x 3/8"	#BRPLM3
3/8" x 1/2"	#BRPLM35
1/2" x 1/4"	#BRPLM52
1/2" x 3/8"	#BRPLM53
1/2" x 1/2"	#BRPLM5

BRASS PUSH-LOK x MALE 90°



TUBE x MALE

1/4" x 1/8"	#BRPLM921
1/4" x 1/4"	#BRPLM92
3/8" x 1/4"	#BRPLM932
3/8" x 3/8"	#BRPLM93
1/2" x 1/2"	#BRPLM95

BRASS PUSH-LOK x MALE 90°, SWIVEL



TUBE x MALE

1/4" x 1/8"	#BRPLM9S21
1/4" x 1/4"	#BRPLM9S2
3/8" x 1/4"	#BRPLM9S32
3/8" x 3/8"	#BRPLM9S3
3/8" x 1/2"	#BRPLM9S35
1/2" x 1/2"	#BRPLM9S5

POLY-FLO TUBING



SEE PAGE 132

BRASS, CHROME PLATED POLY-FLO QUICK DISCONNECT



PIPE COUPLER BODY

TUBE x MALE

1/4" x 1/4"	#391P-4-4
3/8" x 1/4"	#391P-6-4



BULKHEAD COUPLER BODY

TUBE

1/4"	#392P-4-4
3/8"	#392P-6-6



INSERT, NO SHUT-OFF

TUBE

1/4"	#393P-4-4
3/8"	#393P-6-6



INSERT, WITH SHUT-OFF

TUBE

1/4"	#393PD-4-4
3/8"	#393PD-6-6

BRASS POLY-FLO FITTINGS

BRASS POLY-FLO x FEMALE



TUBE x FEMALE

- 1/4" x 1/8" #BRPF21
- 1/4" x 1/4" #BRPF2
- 3/8" x 1/4" #BRPF32
- 3/8" x 3/8" #BRPF3

BRASS POLY-FLO TEE



TUBE

- 1/4" #BRPT2
- 3/8" #BRPT3
- 3/8" x 1/4" #BRPT32

POLY-FLO TUBING



SEE PAGE 132

We gladly accept...



BRASS POLY-FLO FITTINGS



BRASS POLY-FLO x MALE

TUBE x MALE

- 1/8" x 1/8" #BRPM1
- 1/4" x 1/8" #BRPM21
- 1/4" x 1/4" #BRPM2
- 1/4" x 3/8" #BRPM23
- 3/8" x 1/8" #BRPM31
- 3/8" x 1/4" #BRPM32
- 3/8" x 3/8" #BRPM3



BRASS POLY-FLO x MALE 90°

TUBE x MALE

- 1/4" x 1/8" #BRPM921
- 1/4" x 1/4" #BRPM92
- 1/4" x 3/8" #BRPM923
- 3/8" x 1/4" #BRPM932
- 3/8" x 3/8" #BRPM93

BRASS POLY-FLO FITTINGS



BRASS POLY-FLO UNION

TUBE

- 1/4" #BRPU2
- 3/8" #BRPU3



BRASS POLY-FLO NUT & SLEEVE

TUBE

- 1/4" #BRPNS2
- 3/8" #BRPNS3

STORAGE BIN

CARDBOARD



HELPS ORGANIZE PARTS

SEE PAGE 220



BRASS HOSE BARBS



BARB x MALE 90°
 1/4" x 1/4" #BRBM92
 3/8" x 3/8" #BRBM93
 1/2" x 1/2" #BRBM95

REDUCING
BARB x MALE 90°
 1/4" x 1/8" #BRBM921
 1/4" x 3/8" #BRBM923
 5/16" x 1/4" #BRBM95162
 3/8" x 1/4" #BRBM932
 3/8" x 1/2" #BRBM935
 1/2" x 3/8" #BRBM953
 5/8" x 1/2" #BRBM9585
 3/4" x 1/2" #BRBM975

**BRASS
BARB
SPLICER**



1/8" #BRBB1
 3/16" #BRBB316
 1/4" #BRBB2
 5/16" #BRBB516
 3/8" #BRBB3
 1/2" #BRBB5
 5/8" #BRBB58
 3/4" #BRBB7
 1" #BRBB10

**BRASS
BARB
TEE**



1/4" #BRBT2
 3/8" #BRBT3

BRASS HOSE BARBS



BARB x MALE
 1/8" x 1/8" #BRBM1
 1/4" x 1/4" #BRBM2
 3/8" x 3/8" #BRBM3
 1/2" x 1/2" #BRBM5
 3/4" x 3/4" #BRBM7
 1" x 1" #BRBM10
 1-1/4" x 1-1/4" #BRKN12
 1-1/2" x 1-1/2" #BRKN15
 2" x 2" #BRKN20

REDUCING
BARB x MALE
 1/8" x 1/4" #BRBM12
 3/16" x 1/8" #BRBM3161
 3/16" x 1/4" #BRBM3162
 1/4" x 1/8" #BRBM21
 1/4" x 3/8" #BRBM23
 1/4" x 1/2" #BRBM25
 5/16" x 1/4" #BRBM5162
 5/16" x 3/8" #BRBM5163
 3/8" x 1/8" #BRBM31
 3/8" x 1/4" #BRBM32
 3/8" x 1/2" #BRBM35
 1/2" x 1/4" #BRBM52
 1/2" x 3/8" #BRBM53
 1/2" x 3/4" #BRBM57
 5/8" x 1/2" #BRBM585
 5/8" x 3/4" #BRBM587
 3/4" x 1/2" #BRBM75
 1" x 3/4" #BRBM107

**GARDEN HOSE FITTINGS,
BRASS**



SEE PAGE 164

BRASS HOSE BARBS



BARB x FEMALE
 1/8" x 1/8" #BRBF1
 1/4" x 1/4" #BRBF2
 3/8" x 3/8" #BRBF3
 1/2" x 1/2" #BRBF5
 3/4" x 3/4" #BRBF7

REDUCING
BARB x FEMALE
 1/8" x 1/4" #BRBF12
 1/4" x 3/8" #BRBF23
 3/8" x 1/4" #BRBF32
 3/8" x 1/2" #BRBF35
 1/2" x 1/4" #BRBF52
 1/2" x 3/8" #BRBF53
 1" x 3/4" #BRBF107

**HOSE CLAMP
WORM GEAR**



SEE PAGE 131

PIPE JOINT SEALANTS



SEE PAGES 225 & 226

STAINLESS STEEL NIPPLES

SCH. 40 - TYPE 316



1-1/2"	x	CLOSE	#SN15CL
	x	2"	#SN1520
	x	2-1/2"	#SN1525
	x	3"	#SN1530
	x	3-1/2"	#SN1535
	x	4"	#SN1540
	x	4-1/2"	#SN1545
	x	5"	#SN1550
	x	5-1/2"	#SN1555
	x	6"	#SN1560
	x	8"	#SN1580
	x	10"	#SN1510
	x	12"	#SN1512
	x	18"	#SNL1518
	x	24"	#SNL1524
	x	36"	#SNL1536

2"	x	CLOSE	#SN20CL
	x	2-1/2"	#SN2025
	x	3"	#SN2030
	x	3-1/2"	#SN2035
	x	4"	#SN2040
	x	4-1/2"	#SN2045
	x	5"	#SN2050
	x	5-1/2"	#SN2055
	x	6"	#SN2060
	x	8"	#SN2080
	x	10"	#SN2010
	x	12"	#SN2012
	x	18"	#SNL2018
	x	24"	#SNL2024
	x	36"	#SNL2036



STAINLESS STRUT & CLAMPS

SEE PAGE 75 & 76

STAINLESS STEEL NIPPLES

SCH. 40 - TYPE 316



2-1/2"	x	CLOSE	#SN25CL
	x	3"	#SN2530
	x	4"	#SN2540
	x	5"	#SN2550
	x	6"	#SN2560
	x	8"	#SN2580
	x	10"	#SN2510
	x	12"	#SN2512

LONGER LENGTHS AVAILABLE

3"	x	CLOSE	#SN30CL
	x	3"	#SN3030
	x	4"	#SN3040
	x	5"	#SN3050
	x	6"	#SN3060
	x	8"	#SN3080
	x	10"	#SN3010
	x	12"	#SN3012

LONGER LENGTHS AVAILABLE

4"	x	CLOSE	#SN40CL
	x	4"	#SN4040
	x	5"	#SN4050
	x	6"	#SN4060
	x	8"	#SN4080
	x	10"	#SN4010
	x	12"	#SN4012

LONGER LENGTHS AVAILABLE



STAINLESS WEDGE ANCHOR

1/4" x 2-1/4"	#WS14-214
3/8" x 3"	#WS38-300
1/2" x 4"	#WS12-400

STAINLESS STEEL BARB FITTING



STAINLESS BARB x MIP

BARB	x	MIP	
1/8"	x	1/8"	#SBM1
1/4"	x	1/4"	#SBM2
3/8"	x	3/8"	#SBM3
1/2"	x	1/2"	#SBM5
3/4"	x	3/4"	#SBM7
1"	x	1"	#SKN10
1-1/4"	x	1-1/4"	#SKN12
1-1/2"	x	1-1/2"	#SKN15
2"	x	2"	#SKN20
2-1/2"	x	2-1/2"	#SKN25
3"	x	3"	#SKN30
4"	x	4"	#SKN40

REDUCING

BARB	x	MIP	
1/8"	x	1/4"	#SBM12
1/4"	x	1/8"	#SBM21
1/4"	x	3/8"	#SBM23
1/4"	x	1/2"	#SBM25
3/8"	x	1/4"	#SBM32
3/8"	x	1/2"	#SBM35
1/2"	x	1/4"	#SBM52
1/2"	x	3/8"	#SBM53
1/2"	x	3/4"	#SBM57
3/4"	x	1/2"	#SBM75

STAINLESS STEEL ALL THREAD ROD



12' LENGTHS

1/4"	#SATR2
3/8"	#SATR3
1/2"	#SATR5



HOSE CLAMPS

SEE PAGE 131

**STAINLESS STEEL
TUBE FITTINGS -
DOUBLE FERRULE**

STAINLESS TYPE 316
(ALL TUBE SIZES ARE O.D.)

**STAINLESS
TUBE
UNION**



TUBE

1/8"	#SCOU1
1/4"	#SCOU2
3/8"	#SCOU3
1/2"	#SCOU5
3/4"	#SCOU7
1"	#SCOU10
<hr/>	
3/8" x 1/4"	#SCOU32
1/2" x 3/8"	#SCOU53

**STAINLESS
TUBE
90°**



TUBE

1/4"	#SCO92
3/8"	#SCO93
1/2"	#SCO95
3/4"	#SCO97
1"	#SCO910

**STAINLESS
TUBE
TEE**



TUBE

1/4"	#SCOT2
3/8"	#SCOT3
1/2"	#SCOT5
3/4"	#SCOT7
1"	#SCOT10

**STAINLESS
TUBE
BALL
VALVE**



TUBE

1/4"	#SCOBV2
3/8"	#SCOBV3
1/2"	#SCOBV5
3/4"	#SCOBV7
1"	#SCOBV10

**STAINLESS STEEL
TUBE FITTINGS -
DOUBLE FERRULE**

STAINLESS TYPE 316
(ALL TUBE SIZES ARE O.D.)



**STAINLESS
TUBE x
MALE**

TUBE x MIP

1/8" x 1/8"	#SCOM1
1/8" x 1/4"	#SCOM12
1/4" x 1/8"	#SCOM21
1/4" x 1/4"	#SCOM2
1/4" x 3/8"	#SCOM23
1/4" x 1/2"	#SCOM25
3/8" x 1/8"	#SCOM31
3/8" x 1/4"	#SCOM32
3/8" x 3/8"	#SCOM3
3/8" x 1/2"	#SCOM35
1/2" x 1/4"	#SCOM52
1/2" x 3/8"	#SCOM53
1/2" x 1/2"	#SCOM5
1/2" x 3/4"	#SCOM57
3/4" x 3/4"	#SCOM7
1" x 1"	#SCOM10



**STAINLESS
TUBE x
MALE
90°**

TUBE x MIP

1/4" x 1/8"	#SCOM921
1/4" x 1/4"	#SCOM92
1/4" x 3/8"	#SCOM923
1/4" x 1/2"	#SCOM925
3/8" x 1/4"	#SCOM932
3/8" x 3/8"	#SCOM93
3/8" x 1/2"	#SCOM935
1/2" x 1/4"	#SCOM952
1/2" x 1/2"	#SCOM95
3/4" x 3/4"	#SCOM97
1" x 1"	#SCOM910

STAINLESS TUBING



SEE PAGE 63

**STAINLESS STEEL
TUBE FITTINGS -
DOUBLE FERRULE**

STAINLESS TYPE 316
(ALL TUBE SIZES ARE O.D.)



**STAINLESS
TUBE x
FEMALE**

TUBE x FIP

1/4" x 1/8"	#SCOF21
1/4" x 1/4"	#SCOF2
1/4" x 3/8"	#SCOF23
1/4" x 1/2"	#SCOF25
3/8" x 1/4"	#SCOF32
3/8" x 3/8"	#SCOF3
3/8" x 1/2"	#SCOF35
1/2" x 1/4"	#SCOF52
1/2" x 3/8"	#SCOF53
1/2" x 1/2"	#SCOF5
1/2" x 3/4"	#SCOF57
3/4" x 3/4"	#SCOF7



**STAINLESS
TUBE x
FEMALE
90°**

TUBE x FIP

1/4" x 1/4"	#SCOF92
3/8" x 3/8"	#SCOF93
1/2" x 1/2"	#SCOF95
3/4" x 3/4"	#SCOF97



**FERRULE
SET**



**NUT
ONLY**

1/8"	#SCOS1	#SCON1
1/4"	#SCOS2	#SCON2
3/8"	#SCOS3	#SCON3
1/2"	#SCOS5	#SCON5
3/4"	#SCOS7	#SCON7

**FAST & TITE
TUBE FITTINGS**

BLACK POLYPROPYLENE
(WITH STAINLESS GRIP RING)

**FAST & TITE
TUBE
UNION**



- 1/4" #FTU2
- 5/16" #FTU516
- 3/8" #FTU3
- 1/2" #FTU5
- 5/8" #FTU58

REDUCING

- 3/8" x 1/4" #FTU32
- 1/2" x 3/8" #FTU53

**FAST & TITE
TUBE
BULKHEAD
UNION**



- 1/4" #FTBU2
- 3/8" #FTBU3
- 1/2" #FTBU5

**FAST & TITE
FEMALE
CONNECTOR**



TUBE x FEMALE

- 1/4" x 1/4" #FTF2
- 3/8" x 1/4" #FTF32
- 3/8" x 3/8" #FTF3
- 3/8" x 1/2" #FTF35
- 1/2" x 1/2" #FTF5
- 5/8" x 1/2" #FTF585

**FAST & TITE
TUBE FITTINGS**

BLACK POLYPROPYLENE
(WITH STAINLESS GRIP RING)



**FAST & TITE
MALE
CONNECTOR**

TUBE x MALE

- 1/4" x 1/8" #FTM21
- 1/4" x 1/4" #FTM2
- 1/4" x 3/8" #FTM23
- 5/16" x 1/4" #FTM5162
- 3/8" x 1/8" #FTM31
- 3/8" x 1/4" #FTM32
- 3/8" x 3/8" #FTM3
- 3/8" x 1/2" #FTM35
- 1/2" x 1/4" #FTM52
- 1/2" x 3/8" #FTM53
- 1/2" x 1/2" #FTM5
- 1/2" x 3/4" #FTM57
- 5/8" x 1/2" #FTM585
- 5/8" x 3/4" #FTM587



**FAST & TITE
MALE
CONNECTOR
90°**

TUBE x MALE

- 1/4" x 1/8" #FTM921
- 1/4" x 1/4" #FTM92
- 1/4" x 3/8" #FTM923
- 5/16" x 1/4" #FTM95162
- 3/8" x 1/4" #FTM932
- 3/8" x 3/8" #FTM93
- 3/8" x 1/2" #FTM935
- 1/2" x 1/4" #FTM952
- 1/2" x 3/8" #FTM953
- 1/2" x 1/2" #FTM95
- 5/8" x 1/2" #FTM9585

**CAN'T FIND IT?
GIVE US A CALL
(714) 241-7050**



**FAST & TITE
TUBE FITTINGS**

BLACK POLYPROPYLENE
(WITH STAINLESS GRIP RING)



**FAST & TITE
TUBE
TEE**

- 1/4" #FTT2
- 3/8" #FTT3
- 1/2" #FTT5
- 5/8" #FTT58



**FAST & TITE
MALE
BRANCH
TEE**

TUBE x MALE

- 1/4" x 1/4" #FTMBT2
- 3/8" x 1/4" #FTMBT32
- 3/8" x 3/8" #FTMBT3
- 1/2" x 3/8" #FTMBT53
- 1/2" x 1/2" #FTMBT5
- 5/8" x 1/2" #FTMBT585



**FAST & TITE
TUBE
90°**

- 1/4" #FT92
- 3/8" #FT93
- 1/2" #FT95
- 5/8" #FT958



**FAST & TITE
FEMALE
CONNECTOR
90°**

TUBE x FEMALE

- 1/4" x 1/4" #FTF92
- 3/8" x 1/4" #FTF932
- 3/8" x 3/8" #FTF93
- 1/2" x 1/2" #FTF95

**JOHN GUEST
TUBE FITTINGS**

PUSH-LOK FITTING

**JOHN GUEST
TUBE
UNION**



- 1/4" #JGU2
- 5/16" #JGU516
- 3/8" #JGU3
- 3/8" x 1/4" #JGU32
- 1/2" #JGU5

**JOHN GUEST
TUBE
90°**



- 1/4" #JG92
- 5/16" #JG9516
- 3/8" #JG93
- 1/2" #JG95

**JOHN GUEST
CAP**

1/2" - 1"



SEE PAGE 40

**JOHN GUEST
TUBE
TEE**



- 1/4" #JGT2
- 5/16" #JGT516
- 3/8" #JGT3
- 3/8" x 1/4" #JGT32
- 1/2" #JGT5

**JOHN GUEST
FEMALE
CONNECTOR**



TUBE x FEMALE

- 1/4" x 1/4" #JGF2
- 3/8" x 1/4" #JGF32
- 3/8" x 3/8" #JGF3

**JOHN GUEST
TUBE FITTINGS**

PUSH-LOK FITTING



**JOHN GUEST
MALE
CONNECTOR**



OPTIONAL
CLIP IN
STOCK

TUBE x MALE

- 1/4" x 1/8" #JGM21
- 1/4" x 1/4" #JGM2
- 1/4" x 3/8" #JGM23
- 1/4" x 1/2" #JGM25
- 5/16" x 1/4" #JGM5162
- 3/8" x 1/4" #JGM32
- 3/8" x 3/8" #JGM3
- 3/8" x 1/2" #JGM35
- 1/2" x 3/8" #JGM53
- 1/2" x 1/2" #JGM5



**JOHN GUEST
MALE
CONNECTOR
90°
(NON-SWIVEL)**

TUBE x MALE

- 1/4" x 1/8" #JGM921
- 1/4" x 1/4" #JGM92
- 1/4" x 3/8" #JGM923
- 3/8" x 1/4" #JGM932
- 3/8" x 3/8" #JGM93



**JOHN GUEST
MALE
CONNECTOR
90°
(SWIVEL)**

TUBE x MALE

- 1/4" x 1/8" #JGM9S21
- 1/4" x 1/4" #JGM9S2
- 3/8" x 1/4" #JGM9S32
- 3/8" x 3/8" #JGM9S3
- 1/2" x 1/2" #JGM9S5

**JOHN GUEST
TUBE FITTINGS**

PUSH-LOK FITTING



**JOHN GUEST
STEM x MALE
ADAPTER**

STEM x MALE

- 1/4" x 1/8" #JGSM21
- 1/4" x 1/4" #JGSM2
- 5/16" x 1/4" #JGSM5162
- 3/8" x 1/4" #JGSM32
- 3/8" x 3/8" #JGSM3
- 1/2" x 3/8" #JGSM53
- 1/2" x 1/2" #JGSM5



**JOHN GUEST
STEM x TUBE
ADAPTER**

STEM x TUBE

- 3/8" x 1/4" #JGST32
- 1/2" x 3/8" #JGST53



**JOHN GUEST
STEM x TUBE
90°
ADAPTER**

- 1/4" #JGST92
- 3/8" #JGST93
- 1/2" #JGST95

JOHN GUEST VALVES



TUBE x TUBE

- 1/4" #JGVT2
- 3/8" #JGVT3

TUBE x MIP

- 1/4" #JGVM2
- 3/8" #JGVM3

TUBE x FIP 90°

- 1/4" #JGVF92

**JACO
TUBE FITTINGS**

WHITE POLYPROPYLENE
(WITH PLASTIC GRIP RING)

**JACO
TUBE
UNION**



1/4"	#JAU2
3/8"	#JAU3
1/2"	#JAU5
5/8"	#JAU58

**JACO
TUBE
BULKHEAD
UNION**



1/4"	#JABU2
3/8"	#JABU3
1/2"	#JABU5

**JACO
FEMALE
CONNECTOR**



TUBE x FEMALE

1/4" x 1/4"	#JAF2
3/8" x 1/4"	#JAF32
3/8" x 3/8"	#JAF3
3/8" x 1/2"	#JAF35
1/2" x 3/8"	#JAF53
1/2" x 1/2"	#JAF5
5/8" x 1/2"	#JAF585

We gladly accept...



**JACO
TUBE FITTINGS**

WHITE POLYPROPYLENE
(WITH PLASTIC GRIP RING)



**JACO
MALE
CONNECTOR**

TUBE x MALE

1/4" x 1/8"	#JAM21
1/4" x 1/4"	#JAM2
1/4" x 3/8"	#JAM23
5/16" x 1/4"	#JAM5162
3/8" x 1/4"	#JAM32
3/8" x 3/8"	#JAM3
3/8" x 1/2"	#JAM35
1/2" x 1/4"	#JAM52
1/2" x 3/8"	#JAM53
1/2" x 1/2"	#JAM5
5/8" x 1/2"	#JAM585



**JACO
MALE
CONNECTOR
90°**

TUBE x MALE

1/4" x 1/8"	#JAM921
1/4" x 1/4"	#JAM92
1/4" x 3/8"	#JAM923
5/16" x 1/4"	#JAM95162
3/8" x 1/4"	#JAM932
3/8" x 3/8"	#JAM93
1/2" x 1/4"	#JAM952
1/2" x 3/8"	#JAM953
1/2" x 1/2"	#JAM95
5/8" x 1/2"	#JAM9585

POLY TUBING



COLORS: NATURAL & BLACK
SEE PAGE 132

**JACO
TUBE FITTINGS**

WHITE POLYPROPYLENE
(WITH PLASTIC GRIP RING)



**JACO
TUBE
TEE**

1/4"	#JAT2
3/8"	#JAT3
1/2"	#JAT5
5/8"	#JAT58



**JACO
MALE
BRANCH
TEE**

TUBE x MALE

1/4" x 1/4"	#JAMBT2
3/8" x 3/8"	#JAMBT3
1/2" x 1/2"	#JAMBT5



**JACO
TUBE
90°**

1/4"	#JA92
3/8"	#JA93
1/2"	#JA95
5/8"	#JA958



**JACO
FEMALE
CONNECTOR
90°**

TUBE x FEMALE

1/4" x 1/4"	#JAF92
3/8" x 3/8"	#JAF93
1/2" x 1/2"	#JAF95

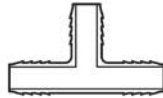
PVC HOSE BARBS

**PVC BARB
x BARB
90°**



1/4"	#PPB92*
3/8"	#PPB93*
1/2"	#PPB95*
1/2"	#PB95
3/4"	#PB97
1"	#PB910
1-1/4"	#PB912
1-1/2"	#PB915
2"	#PB920

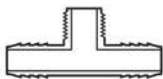
**PVC BARBED
TEE**



1/8"	#PPBT1*
3/16"	#PPBT316*
1/4"	#PPBT2*
5/16"	#PPBT516*
3/8"	#PPBT3*
1/2"	#PPBT5*
1/2"	#PBT5
3/4"	#PBT7
1"	#PBT10
1-1/4"	#PBT12
1-1/2"	#PBT15
2"	#PBT20

*BLACK POLYETHYLENE

**PVC BARB
x MALE
BRANCH
TEE**



1/2"	#PBMBT5
3/4"	#PBMBT7
1"	#PBMBT10
1-1/4"	#PBMBT12
1-1/2"	#PBMBT15
2"	#PBMBT20

PVC HOSE BARBS



PVC BARB x MALE

1/4"	#PPBM2*
3/8"	#PPBM3*
1/2"	#PPBM5*
1/2"	#PBM5
3/4"	#PBM7
1"	#PBM10
1-1/4"	#PBM12
1-1/2"	#PBM15
2"	#PBM20
2-1/2"	#PBM25
3"	#PBM30
4"	#PBM40

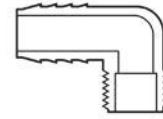
**REDUCING
BARB x MALE**

3/16" x 1/8"	#PPBM3161*
3/16" x 1/4"	#PPBM3162*
1/4" x 1/8"	#PPBM21*
1/4" x 3/8"	#PPBM23*
1/4" x 1/2"	#PPBM25*
5/16" x 1/4"	#PPBM5162*
5/16" x 3/8"	#PPBM5163*
3/8" x 1/8"	#PPBM31*
3/8" x 1/4"	#PPBM32*
3/8" x 1/2"	#PPBM35*
1/2" x 1/4"	#PPBM52*
1/2" x 3/8"	#PPBM53*
1/2" x 3/4"	#PPBM57*

1/2" x 3/4"	#PBM57
3/4" x 1/2"	#PBM75
3/4" x 1"	#PBM710
1" x 3/4"	#PBM107
1" x 1-1/4"	#PBM1012
1" x 1-1/2"	#PBM1015
1-1/4" x 1"	#PBM1210
1-1/4" x 1-1/2"	#PBM1215
1-1/2" x 1"	#PBM1510
1-1/2" x 1-1/4"	#PBM1512
1-1/2" x 2"	#PBM1520
2" x 1-1/2"	#PBM2015

* BLACK POLYETHYLENE

PVC HOSE BARBS



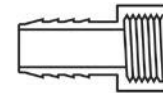
**PVC BARB x
MALE 90°**

1/4"	#PPBM92*
3/8"	#PPBM93*
1/2"	#PPBM95*

1/2"	#PBM95
3/4"	#PBM97
1"	#PBM910
1-1/4"	#PBM912
1-1/2"	#PBM915
2"	#PBM920

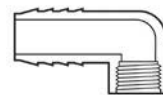
**REDUCING
BARB x MALE**

1/4" x 1/8"	#PPBM921*
1/4" x 3/8"	#PPBM923*
1/4" x 1/2"	#PPBM925*
3/8" x 1/4"	#PPBM932*
3/8" x 1/2"	#PPBM935*
1/2" x 1/4"	#PPBM952*
1/2" x 3/8"	#PPBM953*
1/2" x 3/4"	#PPBM957*



**PVC BARB x
FEMALE**

1/2"	#PBF5
3/4"	#PBF7
1"	#PBF10
1-1/4"	#PBF12
1-1/2"	#PBF15
2"	#PBF20



**PVC BARB x
FEMALE 90°**

1/2"	#PBF95
3/4"	#PBF97
1"	#PBF910
1-1/4"	#PBF912
1-1/2"	#PBF915
2"	#PBF920

PVC HOSE BARBS

**PVC BARB
x BARB
COUPLING**



- | | |
|--------|-----------|
| 1/8" | #PPBB1* |
| 3/16" | #PPBB316* |
| 1/4" | #PPBB2* |
| 5/16" | #PPBB516* |
| 3/8" | #PPBB3* |
| 1/2" | #PPBB5* |
| <hr/> | |
| 1/2" | #PBB5 |
| 3/4" | #PBB7 |
| 1" | #PBB10 |
| 1-1/4" | #PBB12 |
| 1-1/2" | #PBB15 |
| 2" | #PBB20 |
| 3" | #PBB30 |
| 4" | #PBB40 |

*BLACK POLYETHYLENE

PEX RINGS



- | | |
|------|---------|
| 1/2" | #PRWS5 |
| 3/4" | #PRWS7 |
| 1" | #PRWS10 |

**PEX EXPANSION
TOOL KIT**

MILWAUKEE
12 VOLT
#2432-22



INCLUDES TOOL, 2 BATTERIES,
1 CHARGER, 1/2", 3/4" & 1"
EXPANSION HEADS &
CARRYING CASE.

(TOOL ONLY: #2432-20)

**PEX
TUBING & FITTINGS**
Uponor



**100'
COILS**

- | | | | |
|------|------------|-------------|--------------|
| | <u>RED</u> | <u>BLUE</u> | <u>WHITE</u> |
| 1/2" | PTR5 | PTB5 | PTW5 |
| 3/4" | PTR7 | PTB7 | PTW7 |
| 1" | PTR10 | PTB10 | PTW10 |



**PEX
90°**

- | | |
|------|----------------|
| | <u>PLASTIC</u> |
| 1/2" | #PP95 |
| 3/4" | #PP97 |
| 1" | #PP910 |



**PEX
DROP EAR
90°**

- | | |
|----------------|--------------|
| | <u>BRASS</u> |
| 1/2" PEX x FIP | #PBR9DE5 |



**PEX STUB
OUT, 1/2" 90°
WITH FLANGE**

#PBR9DE5

- | | |
|----------------------|----------|
| 1/2" STRAIGHT | #PBR9DE5 |
| 3/4" 90° (NO FLANGE) | #PBR9DE7 |



**PEX
MULTI-PORT
TEE'S**

MANY TO CHOOSE FROM

PEX FITTINGS



**PEX
TEE**

- | | |
|------|----------------|
| | <u>PLASTIC</u> |
| 1/2" | #PPT5 |
| 3/4" | #PPT7 |
| 1" | #PPT100 |



**PEX
COUPLING**

- | | |
|------|----------------|
| | <u>PLASTIC</u> |
| 1/2" | #PPCO5 |
| 3/4" | #PPCO7 |
| 1" | #PPCO10 |

OTHER PEX FITTINGS

www.UponorPro.com



**PEX
x MALE,
BRASS**



**PEX
x FEMALE,
BRASS**



**PEX x
COPPER
TUBE**



**PEX x
COPPER
FITTING**

**AIR KING
UNIVERSAL COUPLINGS**

MALLEABLE IRON

**MALE
ENDS**



1/2"	#AM2
3/4"	#AM7
1"	#AM12

**FEMALE
ENDS**



1/2"	#AM3
3/4"	#AM8
1"	#AM13

**HOSE
ENDS**



1/2"	#AM1
3/4"	#AM6
1"	#AM11

**AIR KING
GASKET
ONLY**



#AWR4

RAGS

**WHITE
COTTON**

12 PACK



14" x 17" #TCRAGS

"KING" HOSE NIPPLE



**PLATED
STEEL**

BARB x MALE

1/2"	#GKN5
3/4"	#GKN7
1"	#GKN10
1-1/4"	#GKN12
1-1/2"	#GKN15
2"	#GKN20
2-1/2"	#GKN25
3"	#GKN30
4"	#GKN40
6"	#GKN60

BRASS:

- SEE PAGE 62

STAINLESS STEEL:

- SEE PAGE 67

PLASTIC:

- SEE PAGE 108

ALUMINUM:

- AVAILABLE

**BARB x BARB
HOSE MENDER COUPLING**



**PLATED
STEEL**

1/2"	#GBB5
3/4"	#GBB7
1"	#GBB10
1-1/4"	#GBB12
1-1/2"	#GBB15
2"	#GBB20
2-1/2"	#GBB25
3"	#GBB30
4"	#GBB40

**HOSE CLAMP,
WORM GEAR**



ALL STAINLESS BAND & NUT

MINI: (5/16" WIDE)

<u>MIN</u>	<u>MAX</u>	<u>HOSE I.D.</u>	
1/4"	5/8"	1/4"	#HC4M
1/2"	3/4"	3/8"	#HC6M

STANDARD: (1/2" WIDE)

<u>MIN</u>	<u>MAX</u>	<u>HOSE I.D.</u>	
1/2"	3/4"		#HC6
1/2"	7/8"	1/2"	#HC8
5/8"	1"	5/8"	#HC10
3/4"	1-1/4"	3/4"	#HC12
7/8"	1-1/2"	1"	#HC16
7/8"	1-3/4"	1-1/4"	#HC20
1-1/8"	2"		#HC24
1-3/8"	2-1/4"	1-1/2"	#HC28
1-1/2"	2-1/2"		#HC32
1-7/8"	2-3/4"		#HC36
2"	3"	2"	#HC40
2-3/8"	3-1/4"		#HC44
2-1/2"	3-1/2"	2-1/2"	#HC48
2-7/8"	3-3/4"	3"	#HC52
3"	4"		#HC56
3-3/8"	4-1/4"		#HC60
3-1/2"	4-1/2"		#HC64
4-1/8"	5"	4"	#HC72
4-5/8"	5-1/2"		#HC80
5-1/8"	6"		#HC88
5-1/2"	6-1/2"		#HC96
6-1/8"	7"	6"	#HC104

NUT DRIVER



FOR HOSE CLAMPS

5/16" #NUTD516